

# FRAISERWOOD

## GrainMatched™ Glulam

### The Benefits of Glue-Laminated Timber with the Natural Look of Solid-Sawn Timber



Architects, designers, engineers and builders recognize the benefits of standard glulam timbers. Their strength, dimensional stability and connection capacity can frame larger spaces while capitalizing on the warm, natural, renewable attributes of wood. For some designers, however, the random grain, coloration and glue lines of standard glulam timber can compromise the visual appeal of the structure.

#### Certified Strength and Stability

When your design demands a natural-looking timber, FraserWood offers state-of-the-art, agency-certified GrainMatched Glulam. This product meets all of the AITC and APA requirements for glue laminate timbers, matching the strength, stability and connection capacity of other standard glulam timbers. The difference is this: FraserWood's special manufacturing capabilities and attention to detail make GrainMatched Glulam virtually indistinguishable from solid-sawn timber.

#### Straight or Curved

A singular capability of all glue-laminate timber is the potential to produce a curved timber. While curved timber segments can be cut out of larger timbers, this approach wastes fiber and reduces strength. For some radii of curvature and some lengths, it's not possible to obtain timbers large enough. FraserWood's GrainMatched Glulam can be manufactured to most curvature, depth and length combinations, generating beautiful, certifiable results while adhering to strict standards.

#### The Attributes of GrainMatched™ Glulam

- Crafted from superior western woods timber
- Virtually indistinguishable from solid-sawn timber
- Able to be produced as curved timber
- Exceptional strength, stability and connection capacity
- Meets all AITC and APA requirements for glulam timber
- Stamped with certifying agency mark
- FSC certification available

#### Available Sizes:

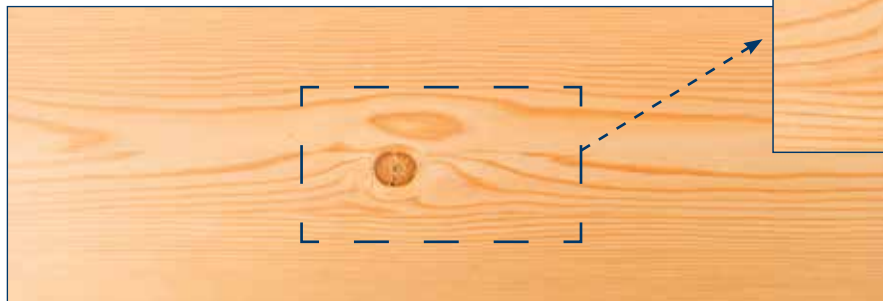
- Widths: Up to 10"
- Depths: Up to 24"
- Lengths: Up to 40'

#### Available Species

- Alaska Yellow Cedar
- White Spruce
- Douglas Fir
- Port Orford Cedar
- Western Red Cedar
- Red & White Oak



#### Custom Requirements? Give Us a Call.




*It takes close examination to notice the glue lines.*

## Anatomy of FraserWood GrainMatched™ Glulam

FraserWood's manufacturing process begins with superior western woods timber, which we cut into slices, or laminae, that are labeled and numbered for drying. Before drying, we grade each lamina to assure compliance with agency standards. Following controlled drying, the laminae are re-graded, planed, sized and glued with a water-resistant, clear adhesive, and then re-assembled in their original position. The result is a glulam that is almost identical to solid-sawn timber in appearance, but stronger and more dimensionally stable.


Lastly, we stamp the GrainMatched Glulam with the certifying agency mark, confirming to all parties that it meets the project requirements.



*The laminae are numbered before drying then reassembled back into their original order.*



*This boxed-heart timber has been turned into a GrainMatched™ Glulam that is rated stronger, dryer and more stable than is possible with a solid sawn timber of the same wood and similar width and thickness.*



*Starting with solid sawn timber and using a clear adhesive makes the laminae virtually invisible, even on the end of the timber.*



**Manufacturing:** 39500 Government Road, PO Box 1782, Squamish, BC Canada V8B 0B3  
**Toll Free:** (888) 898-1385, Ext 210 • [www.fraserwoodindustries.com](http://www.fraserwoodindustries.com)